


## Burst Wire Pull Smokes

Pyrotechnic device for outdoor use only by persons of 18 years of age and over

### General Information

- Simulation Device
- Category P1
- Diameter =  $40 \pm 5$ mm
- Length =  $120 \pm 5$ mm
- Net Explosive Content (NEC/NEQ) =  $35 \pm 10$ g
- Total Weight (GW) =  $130 \pm 20$ g
- Ignition Type = Wire Pull
- Effect = Non-toxic coloured smoke
- Smoke Duration =  $25s \pm 10s$
- Manufactured date is shown on packaging.
- Don't be a dick with our products.


### Smoke output compared to other EG smokes



### Colours and Codes

White = BWP01W; Yellow = BWP02Y; Blue = BWP03B; Green = BWP04G; Red = BWP05R; Purple = BWP06P; Orange = BWP07O, Black = BWP08Bk, Pink = BWP09Pk.

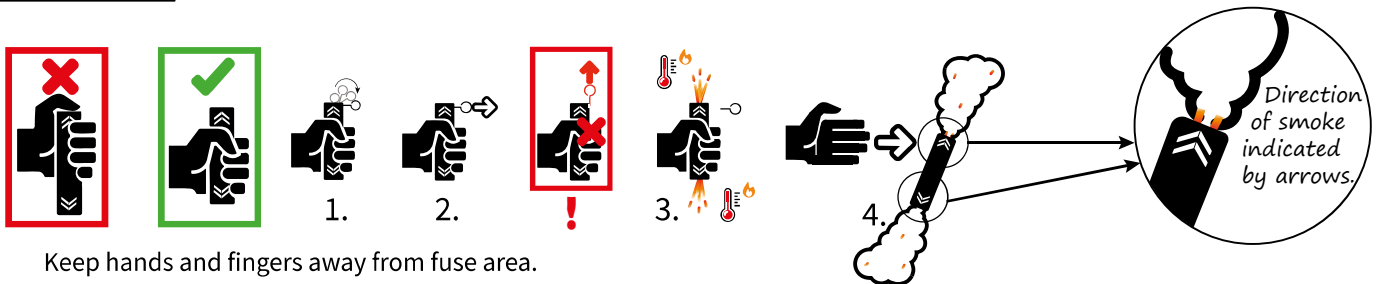
### Safety Information and Instructions



- Safety Distance = 2m
- For outdoor use only, do not use indoors.
- Do Not supply to persons under 18 years of age.
- Always use Gloves and Eye protection.
- Do Not carry in pockets, use EG approved pouch.

- Avoid inhalation of smoke.
- Do Not use in confined spaces or places where others cannot easily leave the smoke area.
- Do Not hold while device produces smoke.
- Do Not point at other people.
- Do Not place on or near flammable materials.

### Instructions for Use



Keep hands and fingers away from fuse area.

1. Extend wire and metal ring.
2. Pull ring sideways. Do NOT pull upwards. Ignite pointing away from yourself and other people.
3. Hot Gas / Sparks / Ash maybe emitted from both ends on ignition and / or during effect.
4. Immediately throw or place the device on the ground adhering to the safety information and warnings.

### WARNINGS

- Caution, smoke may stain. Protect clothes and surfaces.
- Smoke can drift, be careful not to obscure visibility to vehicles and pedestrians.
- Device gets hot wear gloves and wait at least 15 minutes after the smoke has finished before picking it up.
- The manufacturer will not accept any liability where their pyrotechnics are misused, modified or tampered with.
- It is illegal to send these devices through the postal system or to take on aeroplanes. Always use an approved courier.
- Misuse of these products may lead to prosecution.



## Burst Wire Pull<sup>®</sup> Smokes

### Hazard Information

#### Device

Pyrotechnic Article



**WARNING**  
FIRE OR  
PROJECTION  
HAZARD

KEEP out of reach of children  
Read label before use  
Heating may cause fire.

#### Emitted Smoke (blended from the following)

Chemical Name	CAS No.	EC No.	Hazard Pictogram	Signal Word	Hazard Number
2-Methylantraquinone	84-54-8	201-539-6		† Not Hazardous	
1,4-Dihydroxyanthraquinone	81-64-1	201-368-7		Warning	H410
Quinoline Yellow	8003-22-3	232-318-2		Warning	H315, H319 H335
Solvent Green 3	128-80-3	204-909-5		Warning	H315, H319 H335
1-(Methylamino)anthraquinone	82-38-2	201-417-2		Warning	H315, H319 H335
Solvent Violet 13	81-48-1	201-353-5		† Not Hazardous	
Disperse Blue 14	2475-44-7	219-602-1		Warning	H315, H319 H335

† This substance is not classified as a hazardous substance or mixture according to Regulation (EC) No. 1272/2008 or as dangerous according to Directive 67/548/EEC

### REGULATION

- UN Number: 0507  
 - Proper Shipping Name: SIGNALS, SMOKE  
 - Classification: 1.4S  
 - UK Classification Reference(s): SVC4325950P, SVC4343643P  
 - Packaging: 50 devices / inner box  
 100 devices / outer carton (max)



0589-P1-0716



### FIRST AID

**Inhalation:** Excessive inhalation of the smoke produced may cause respiratory irritation and difficulty breathing. Remove victim to fresh air, loosen clothing around airway, keep warm and rest. Seek medical advice/attention if symptoms persist.

**Burns:** Burns may occur if product is not used correctly. Always follow the instructions on the product label. Place burnt area under clean cold running water for at least 10 minutes. Keep the affected area clean. For serious burns seek medical attention.

### STORAGE

- Hazard Type for storage = HT4  
 - You may require a storage license/permit to store these products. Consult your local authority.  
 - Keep packaging closed when not in use.

- Store in a secure cool dry place in the original transport packaging.  
 - Do not store these products above 50 °C and above 70% humidity.

### DISPOSAL

- Once cool, used products can be disposed of in normal waste bins.  
 - If a product fails to ignite you can either use the original packaging to return to the distributor or place of purchase. Ensure products are secure within the package and package is properly sealed marked and labelled. Send using an approved courier. Or, submerge device in a bucket of water allowing water to enter the product. Leave soaking for a minimum of 48 hours in a secure area. Dispose of the waste according to local or national regulations.